



LIVE VALUE DISPLAY



ALARM FLASHER




ALARM RED LED



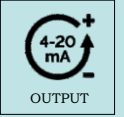
ALARM BUZZER



POTENTIAL FREE CONTACT



RS-485 MODBUS



4-20 mA OUTPUT



Wi-Fi



Bluetooth




RF-Wireless Upto 10 KM

LCD MODEL



LED MODEL



FRONT CAPACITIVE FINGER TOUCH KEY



- Fast Response in < 10 Second
- 2 Nos. Independent Set Points with Audio Visual Alarm for Limit Violation

- Digital Seven Segment LED Screen Display
- Suitable In Gas Hazardous Area: (Ex db IIC T6), (Ex tb IIC 85 C Ob) & IP-65 Approved

PRODUCT FEATURES

- Micro Controller based Highly Accurate, Reliable and High Performance based Technology.
- Fast and Reliable Output by using Electrochemical / Pellistor / PID / Semiconductor / Catalytic Sensors.
- Optimized design for detection of smallest leak of Gas.
- Onsite Replacement & Calibration of Sensor whenever required.
- Process Parameter High and Low LED Status Indication with Audible Buzzer / Flasher for Limit Violation.
- Digital seven segment LED Display for Monitoring of GAS Concentration.
- 3 level Password Protection for Configuration and Calibration.
- Isolated 4 - 20 mA Process Value Re-Transmission Output.
- All Configuration and Calibration from front Keypad or Touch-pad.
- Modbus RTU Multidrop RS485 / RF-Wireless / Wi-Fi / Bluetooth Communication Port Available.
- Display Indication for "Sensor Open", "Over Range" & Sensor Change or Replace.



Weatherproof Housing

TECHNICAL SPECIFICATION

Measurement Principle	Electrochemical
Detection Method	Natural Diffusion
Gases Detected	Hydrogen Sulfide (H ₂ S) [0 - 100 ppm] [0 - 2000 ppm]
Display	Seven Segment LED Display / Touch Screen LCD Display
Resolution	1 ppm
Control Action	1) Two Nos. Alarm for High and Low setpoint 2) User selectable Hysteresis & Logic Option
Setting	Front Capacitive Finger Touch Key Pad
Accuracy	+/- 2% of Full Scale
Response Time	< 20 Sec.
Startup Time	< 30 Sec.
Supply Voltage	18 - 36 V DC (Typically 24 V DC)
Power Consumption	3.5 Watts
Output Signal	4 - 20 mA DC Re-Transmission with User Configurable Range Selection
Communication	RS485 Modbus RTU/ RF - Wireless Communication
Error Detection	During Sensor Break Or Open Display Shows "SENSOR OPEN" & During Over Range Display Shows "OVER RANGE"
Operating Temperature	-10 to 50 °C
Storage Temperature	-10 to 60 °C
Humidity	< 95 % Non Condensing
Protection Class	IP65 / IP66 / IP67
Approval	CMRI approved for IIA & IIB or IIC Gas Group
Enclosure Material	Cast Aluminium alloy, LM-6 Construction
Cable Entry	3 Nos. Cable Entry 3/4 ET Type
Mounting	Wall / Pipe / Stand Mounting